










Year 3 – Spring 2 – Art – Pupil Knowledge Organiser



What do I already know?		What am I learning now?	
<ul style="list-style-type: none"> Thick lines can make things look bold; thin lines can be used to show details. Light refers to where the picture looks bright. Dark refers to where it looks shadowy or dim. Gentle pressure on the pencil creates light lines; hard pressure creates dark lines. For observational drawing, we look at: shape, detail, light/dark areas, texture. 		<ol style="list-style-type: none"> Who is Jean-Louis Sauvat? How do different grades of pencil show dark and light? How can different media be used to show dark and light? Can I make an observational drawing of a horse? Can I create a final piece inspired by Jean-Louis Sauvat? 	
Significant People	Key Knowledge: Shadow, Light & Dark	Key Vocabulary	
<p>Jean-Louis Sauvat</p>  <ul style="list-style-type: none"> French artist known for drawing and painting of animals. Spends time observing them to make his art look real. His art is colourful and lively, showing animals in motion. 	 <p>Pencils have different grades, from H to B.</p>  <p>Hard pencils (H) make light, fine lines and are used for lighter shading.</p> <p>Soft pencils (B) make dark, bold lines and are used for darker shading.</p>	<p>shading</p> <p>shadow</p> <p>pattern</p> <p>line</p> <p>blending</p> <p>smudging</p> <p>surface detail</p> <p>texture</p>	<p>The darkening or colouring of a drawing with lines or blocks of colour.</p> <p>The dark area made when something blocks light from reaching a surface.</p> <p>A design in which lines, shapes, forms or colours are repeated.</p> <p>A mark made with a moving drawing implement.</p> <p>Merging two tones together to transition from one to another, or to create a new one.</p> <p>When you gently rub a pencil or charcoal drawing to make it look soft or blurry.</p> <p>The lines/patterns created on something to make it more realistic or attractive.</p> <p>How something looks like it might feel. For example, it might be smooth, rough, or bumpy if you touched it.</p>
Key Knowledge: Drawing			
 <p>Smooth shading and blending create depth and texture in drawings.</p> <p>It can be used to draw an objects shadow, making the drawing more realistic.</p>	 <p>Different tools, including fingers, can help to blend and smudge media.</p>  <p>Adding surface detail makes objects look more realistic.</p>		
	 <p>Chalk can be used to show the light areas / highlights on the object drawn.</p> <p>Chalk is also soft and easily smudges. It is a good contrast to the charcoal.</p>		